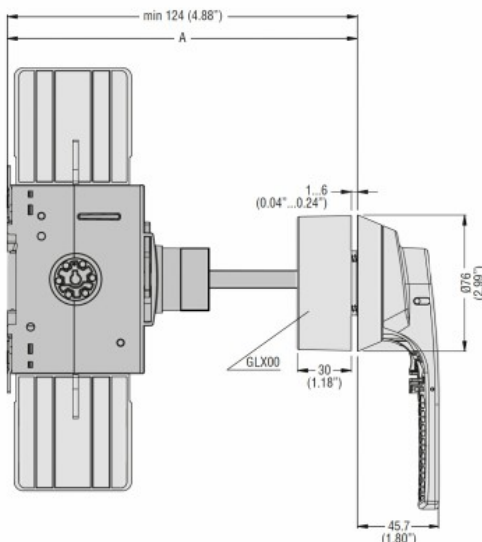
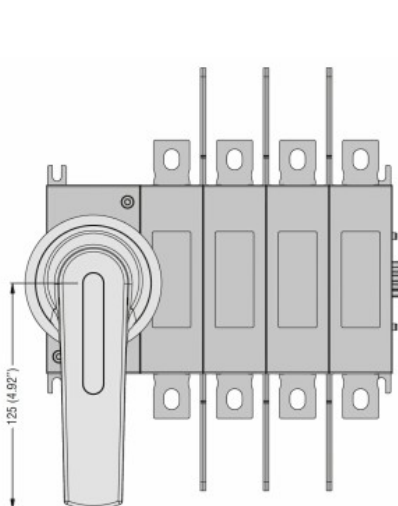
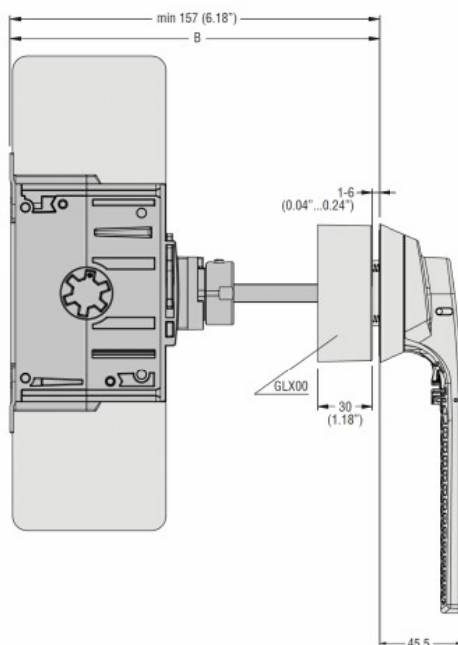
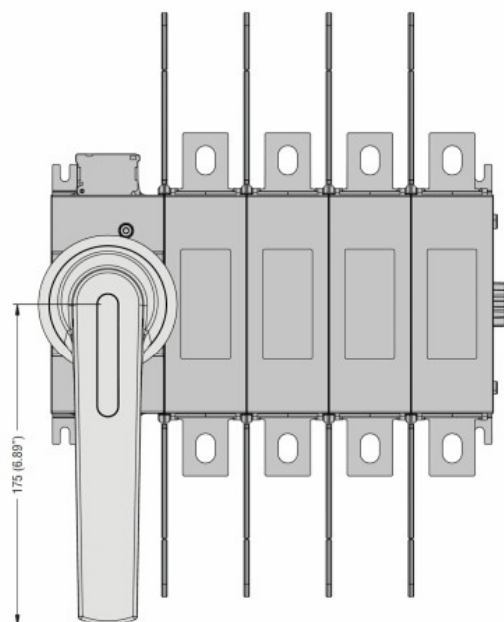




**Dimensiuni**



GLX7...S10 with GLC0100...GL0315	A mm (in) min max
GLX7150S10	124...194 (4.88...7.64")
GLX7200S10	124...244 (4.88...9.61")
GLX7300S10	124...344 (4.88...13.54")
GLX7400S10	124...444 (4.88...17.48")
GLX7500S10	124...544 (4.88...21.42")



GLX7...S10 with GLC0320...GL0630	B mm (in) min max
GLX7150S10	157...227 (6.18...8.94")
GLX7200S10	157...277 (6.18...10.90")
GLX7300S10	157...377 (6.18...14.84")
GLX7400S10	157...477 (6.18...18.78")
GLX7500S10	157...577 (6.18...22.72")

**Certificari si conformitate**

**Conformitate**

IEC/EN 60947-1

IEC/EN 60947-3

**Certificari**

cULus

**Clasificare ETIM**

ETIM 8.0

EC002498 -  
Accesorii pentru  
dispozitive de  
comutare de  
joasă tensiune