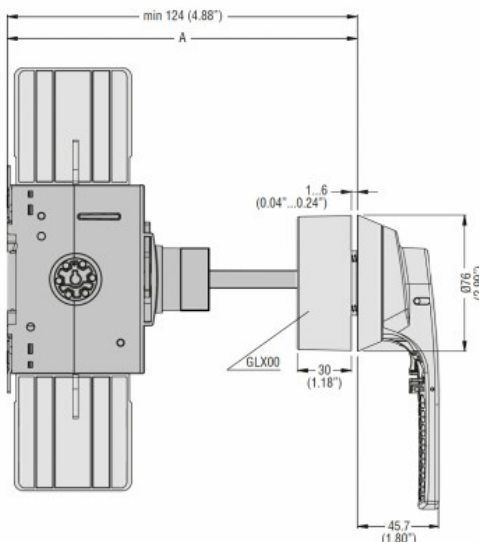
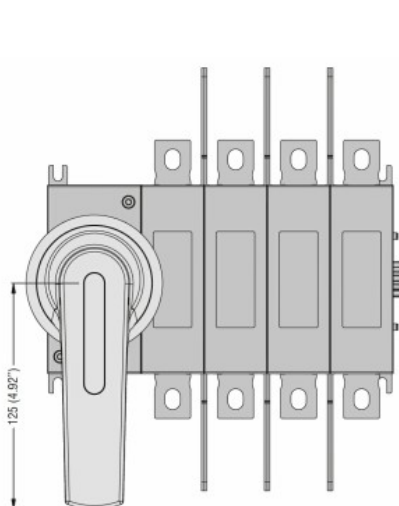
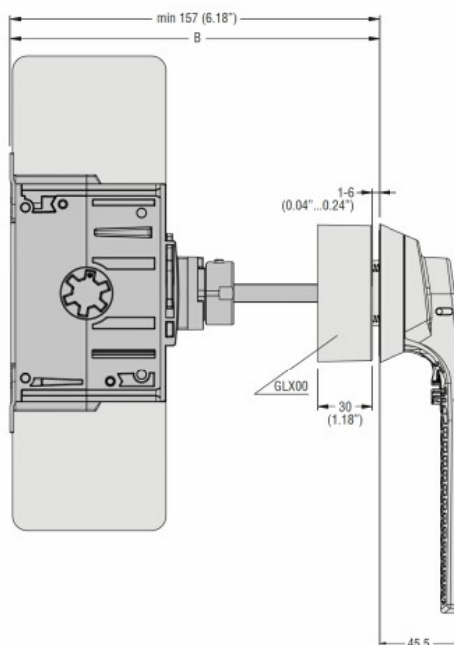
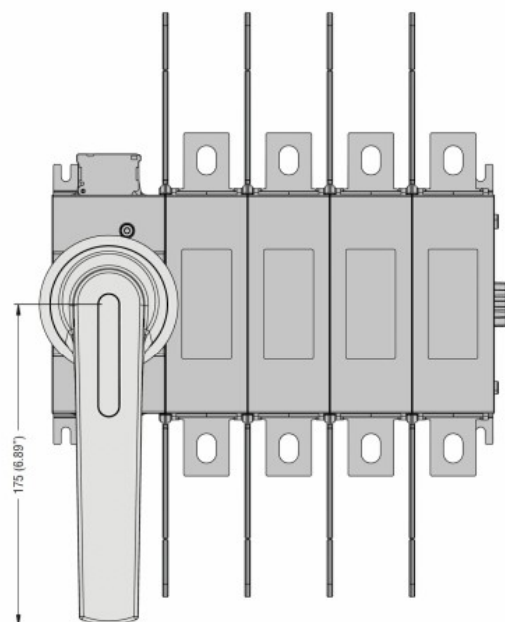




Wymiary



GLX7...S10 with GLC0100...GL0315	A mm (in)	
	min	max
GLX7150S10	124...194	(4.88...7.64")
GLX7200S10	124...244	(4.88...9.61")
GLX7300S10	124...344	(4.88...13.54")
GLX7400S10	124...444	(4.88...17.48")
GLX7500S10	124...544	(4.88...21.42")



GLX7...S10 with GLC0320...GL0630	B mm (in)	
	min	max
GLX7150S10	157...227	(6.18...8.94")
GLX7200S10	157...277	(6.18...10.90")
GLX7300S10	157...377	(6.18...14.84")
GLX7400S10	157...477	(6.18...18.78")
GLX7500S10	157...577	(6.18...22.72")

Certyfikaty i zgodność

Zgodność

IEC/EN 60947-1

IEC/EN 60947-3

Certyfikaty

cULus

Klasyfikacja ETIM

ETIM 8,0

EC002498 -
Akcesoria/części
zamienne do
aparatury
niskonapięciowej