



Electrical features

IEC Maximum continuous voltage U_c	V	255
IEC Impulse current I_{imp} 10/350 (L-N/N-PE)	kA	12.5
IEC Maximum discharge current I_{max} 8/20 (L-N/N-PE)	kA	50 / 100
IEC Rated discharge current (IEC) I_n 8/20 (L-N/N-PE)	kA	20/50
IEC Voltage protection level U_p (L-N/N-PE)	kV	<1.5 / <1.5
Temporary overvoltage (TOV) withstand U_t (L-N for 5s)	V	334
Temporary overvoltage (TOV) safe fail (L-N for 120min)	V	438
Temporary overvoltage (TOV) withstand (N-PE for 200ms)	V/A	1200V / 300A
Tripping time t_a (L-N/N-PE)	ns	<25 / 100
Thermal insulation protection		YES
IEC Backup protection fuse with supply fuse >250A (L-N/N-PE)	Class/A	125A ($I_{imp}=10kA$)...250A gG
IEC Maximum short circuit current at 50Hz	kA	25
Status indicator - operating / end of life		Frontal indication

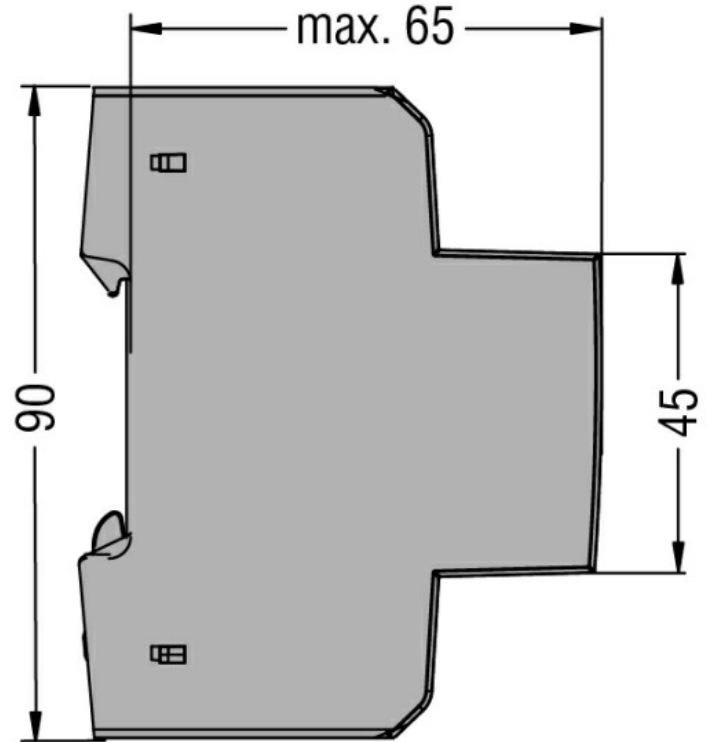
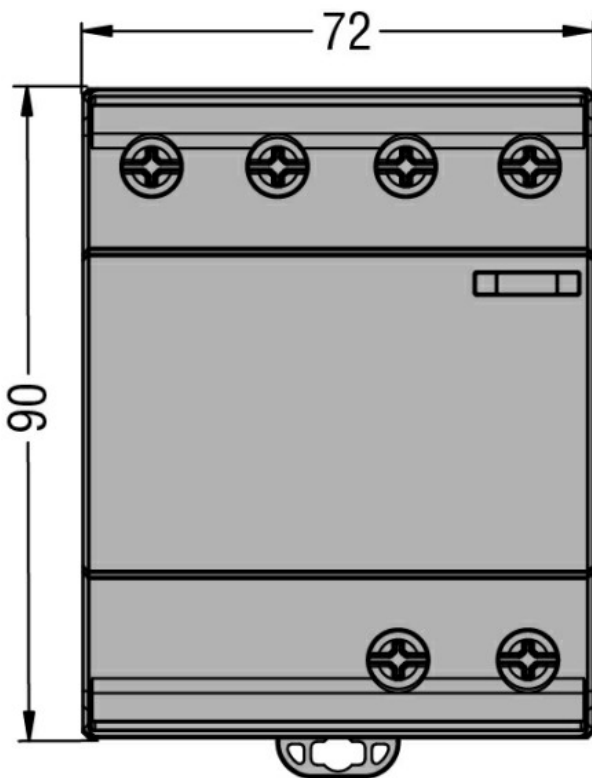
Ambient conditions

Operating temperature	min	°C	-40
	max	°C	+85
	Max altitude	m	2000

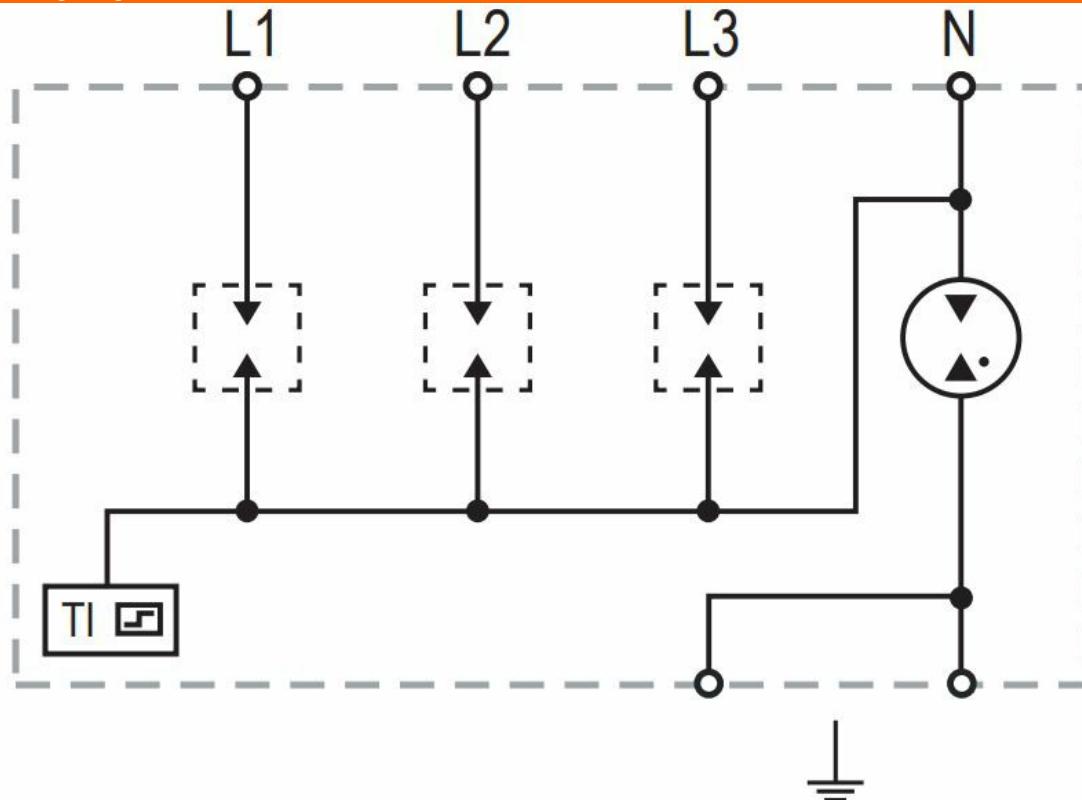
Mechanical features

Fixing		Din rail
Conductor section Flexible max (IEC)	mm ²	25
Conductor section Rigid max (IEC)	mm ²	35
Weight	g	456

Dimensions



Wiring diagrams



Certifications and compliance

Certificates

IEC 61643-11