

Product designation				Enclosed rotary cam switch	
Product type designation				GN200	
<b>General characteristics</b>					
Switching diagram				123 - Multi-step 0-1-2 2 poles	
N° of elements				2	
Mounting form				L - Metal enclosure with black handle	
<b>Contact characteristics</b>					
Rated insulation voltage $U_i$	IEC/EN	V	690		
	UL/CSA	V	600		
Rated impulse withstand voltage $U_{imp}$			kV	8	
Conventional free air thermal current $I_{th}$	IEC/EN	A	200		
	UL/CSA	A	200		
Rated operational voltage			V	690	
Rated operational impulse voltage			kV	6	
Maximum fuse size for short-circuit protection $I_n$ (gG)	10kA	A	200		
	15kA	A	200		
			1s	kA	3300
Operational current $I_e$ IEC/EN AC1/AC21A			A	200	
Rated operational power in AC Three-phase AC-3	220/230V	kW	27.5		
	380/440V	kW	47		
Rated operational current in DC DC21A	48V	A	200		
	60V	A	200		
	110V	A	35		
	220V	A	2.5		
	440V	A	0.9		
			W	26	
<b>Mechanical features</b>					
Terminals screw				M10	
Tightening torque for terminals max				Nm 10	
Conductor size	AWG - Rigid cable	Max	AWG	1X3	
	AWG - Flexible cable	Max	AWG	0	
	Conductor size (IEC) - Flexible cable	Max	mm <sup>2</sup>	1X95	
Conductor size (IEC) - Rigid cable	Max	mm <sup>2</sup>	1X95		
Mechanical life				cycles 2X10 <sup>5</sup>	

**UL technical data**

Motor power for direct-on-line control

for three-phase motor

120V	HP	30
240V	HP	50
480V	HP	100
600V	HP	75

for single-phase motor

120V	HP	15
240V	HP	30

**Ambient conditions**

Temperature

Operating temperature

min	°C	-25
max	°C	+55

Storage temperature

min	°C	-40
max	°C	+70

**Resistance & Protection**

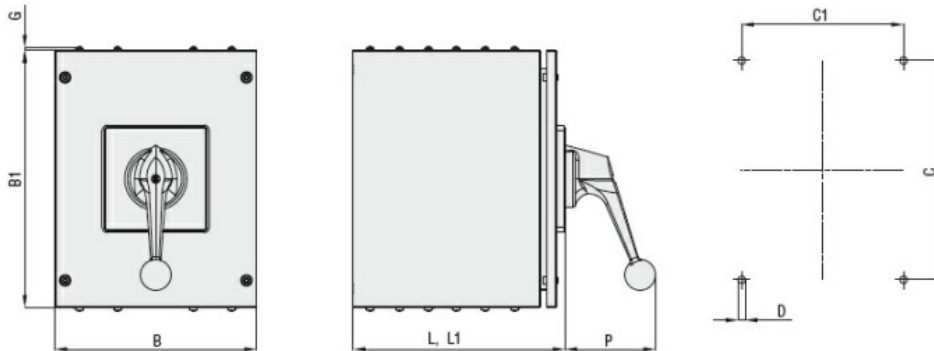
Frontal IP degree

IP54

Terminals IP degree

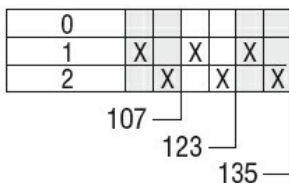
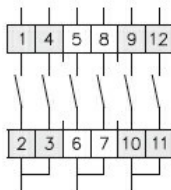
IP00

**Dimensions**



Series	Enclosure size	Number of elements		Dimensions									Protection degree
		L	L1	L	L1	B	B1	C	C1	D	G	P	
GN200	250x316	1 - 3	4 - 6	162	252	250	316	270	200	9	4.5	98	IP54
GN315		1 - 3	4 - 6	162	252	250	316	270	200	9	4.5	98	IP54

**Wiring diagrams**



**Certifications and compliance**

Compliance

IEC/EN/BS 60947-1

---

IEC/EN/BS 60947-3

---

IEC/EN/BS 60947-5-1

ETIM classification

ETIM 8.0

EC001029 -  
Selector switch,  
complete