

| | | | | |
|---|-------------------|-----|-----|---|
| Product designation | | | | Enclosed rotary cam switch |
| Product type designation | | | | 7GN20 |
| General characteristics | | | | |
| Switching diagram | | | | 123 - Multi-step 0-1-2 2 poles |
| N° of elements | | | | 2 |
| Mounting form | | | | P - Plastic enclosure with black handle |
| Contact characteristics | | | | |
| Rated insulation voltage U_i | IEC/EN | V | 690 | |
| | UL/CSA | V | 600 | |
| Rated impulse withstand voltage U_{imp} | | | kV | 6 |
| Conventional free air thermal current I_{th} | IEC/EN | A | 20 | |
| | UL/CSA | A | 20 | |
| Rated operational voltage | | | V | 480 |
| Rated operational impulse voltage | | | kV | 4 |
| Maximum fuse size for short-circuit protection I_n (gG) | 10kA | A | 20 | |
| | 15kA | A | 16 | |
| | 25kA | A | 16 | |
| Rated short time current I_{cw} | | | 1s | kA |
| | | | | 250 |
| Conductivity | | | | 10/5 mA/V |
| Operational current I_e IEC/EN | AC1/AC21A | | | A |
| | AC15 | | | |
| | 110V | A | 10 | |
| | 220/230V | A | 8 | |
| | 380/400V | A | 6 | |
| | 660/690V | A | 1.5 | |
| Rated operational power in AC | Three-phase AC-3 | | | |
| | 220/230V | kW | 3 | |
| | 380/440V | kW | 5.5 | |
| | 500/690V | kW | 5.5 | |
| | Single-phase AC-3 | | | |
| | 110V | kW | 0.8 | |
| | 220/230V | kW | 2.2 | |
| | 380/440V | kW | 3 | |
| | Three-phase AC23A | | | |
| | 220/230V | kW | 5 | |
| | 380/440V | kW | 7.5 | |
| | 500/690V | kW | 7.5 | |
| Single-phase AC23A | | | | |
| 110V | kW | 0.8 | | |
| 220/230V | kW | 2.5 | | |
| 380/440V | kW | 3.7 | | |
| Rated operational current in DC | | | | |

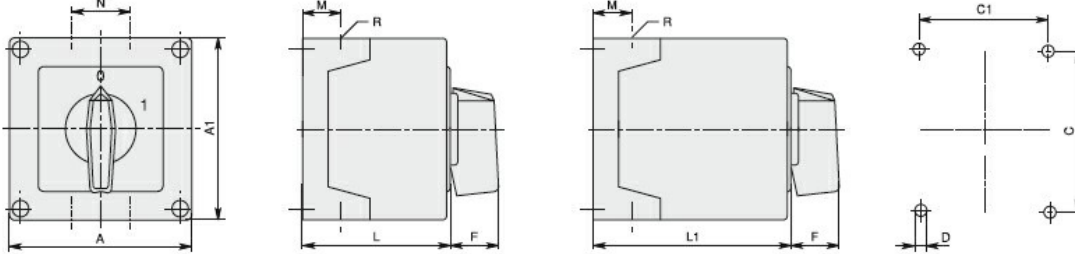
| | | | | |
|--|------|-----------------|-------------------|----|
| DC21A | | | | |
| | 48V | A | 20 | |
| | 60V | A | 20 | |
| | 110V | A | 4 | |
| | 220V | A | 0.6 | |
| | 440V | A | 0.25 | |
| DC23A (poles in series) | | | | |
| | 24V | A | 20 (1) | |
| | 48V | A | 20 (2) | |
| | 60V | A | 20 (3) | |
| | 110V | A | 10 (3) | |
| | 220V | A | 8 (4) | |
| DC13 | | | | |
| | 24V | A | 20 | |
| | 48V | A | 16 | |
| | 60V | A | 12 | |
| | 110V | A | 1 | |
| | 220V | A | 0.4 | |
| | 440V | A | 0.15 | |
| Power dissipation | | W | 0.8 | |
| Mechanical features | | | | |
| Terminals screw | | | | M3 |
| Tightening torque for terminals max | | Nm | 0.5 | |
| Conductor size | | | | |
| AWG - Rigid cable | | | | |
| | min | AWG | 20 | |
| | Max | AWG | 12 | |
| AWG - Flexible cable | | | | |
| | min | AWG | 20 | |
| | Max | AWG | 14 | |
| Conductor size (IEC) - Flexible cable | | | | |
| | min | mm ² | 0.5 | |
| | Max | mm ² | 2.5 | |
| Conductor size (IEC) - Rigid cable | | | | |
| | min | mm ² | 0.5 | |
| | Max | mm ² | 2.5 | |
| Mechanical life | | cycles | 5x10 ⁶ | |
| UL technical data | | | | |
| Motor power for direct-on-line control | | | | |
| for three-phase motor | | | | |
| | 120V | HP | 1.5 | |
| | 240V | HP | 3 | |
| | 480V | HP | 7.5 | |
| | 600V | HP | 10 | |
| for single-phase motor | | | | |
| | 120V | HP | 0.75 | |
| | 240V | HP | 2 | |
| Ambient conditions | | | | |
| Temperature | | | | |
| Operating temperature | | | | |
| | min | °C | -25 | |
| | max | °C | +55 | |
| Storage temperature | | | | |
| | min | °C | -40 | |

max °C +70

Resistance & Protection

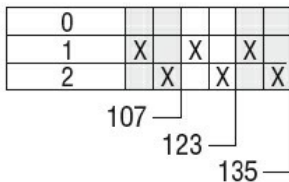
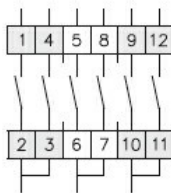
| | |
|---------------------|------|
| Frontal IP degree | IP65 |
| Terminals IP degree | IP00 |

Dimensions



| Series | Enclosure size | Number of elements | | Dimensions | | | | | | | | | | Cable entry | Protection degree |
|--------|----------------|--------------------|-----|------------|-----|------|-----|-----|----|----|------|------|-------|------------------|-------------------|
| | | L | L1 | A | A1 | C | C1 | D | F | M | N | L | L1 | | |
| 7GN12 | 75x75 | 1-2 | 3-4 | 75 | 75 | 50 | 64 | 4.5 | 19 | 14 | 28 | 57.5 | 79.8 | 4xPG13.5 | IP65 |
| 7GN20 | | 1-2 | 3-4 | | | | | | | | | | | | |
| 7GN25 | | 1 | 2-3 | | | | | | | | | | | | |
| 7GN12 | 90x90 | 1-3 | 4-6 | 90 | 90 | 79 | 63 | 4.5 | 25 | 19 | 30 | 71.3 | 98.3 | 4xPG16 | IP65 |
| 7GN20 | | 1-3 | 4-6 | | | | | | | | | | | | |
| 7GN25 | | 1-2 | 3-4 | | | | | | | | | | | | |
| 7GN32 | | 1-2 | 3-4 | | | | | | | | | | | | |
| 7GN40 | | 1 | 2-3 | | | | | | | | | | | | |
| 7GN12 | 110x110 | 1-4 | 5-8 | 110 | 110 | 98.4 | 83 | 4.5 | 32 | 21 | 39.5 | 85.5 | 119.5 | 4xPG21 | IP65 |
| 7GN20 | | 1-4 | 5-8 | | | | | | | | | | | | |
| 7GN25 | | 1-3 | 4-5 | | | | | | | | | | | | |
| 7GN32 | | 1-3 | 4-5 | | | | | | | | | | | | |
| 7GN40 | | 1-2 | 3-5 | | | | | | | | | | | | |
| 7GN63 | 1-2 | 3-4 | | | | | | | | | | | | | |
| 7GN32 | 125x175 | 1-3 | 4-5 | 125 | 175 | 146 | 112 | 5.5 | 32 | 21 | 68 | 84.3 | 118.3 | 4xPG21 2xPG11 | IP65 |
| 7GN40 | | 1-2 | 3-4 | | | | | | | | | | | | |
| 7GN63 | | 1-2 | 3-4 | | | | | | | | | | | | |
| 7GN125 | | 1 | 2 | | | | | | | | | | | | |
| 7GN32 | 180x254 | 1-5 | 6-8 | 180 | 254 | 120 | 190 | 5.5 | 32 | 35 | 76 | 121 | 175 | 4xPG29 2xPG11 | IP65 |
| 7GN40 | | 1-4 | 5-7 | | | | | | | | | | | | |
| 7GN63 | | 1-3 | 4-6 | | | | | | | | | | | | |
| 7GN125 | | 1-2 | 3-4 | | | | | | | | | | | | |

Wiring diagrams



Certifications and compliance

Compliance

IEC/EN/BS 60947-1
IEC/EN/BS 60947-3
IEC/EN/BS 60947-5-1

Certificates

EAC

ETIM classification

ETIM 8.0

EC001029 -
Selector switch,
complete