



Interface protection system units compliant with Italian standard CEI 0-16
PMVF30

Product designation

Product type designation

General characteristics

Description

Medium-voltage system. Dual threshold minimum and maximum voltage and frequency protection

Power supply

Operating voltage range

90...440VAC /
93.5...300VDC

Rated frequency

Hz 45...55

Control circuit

Rated current (Ie)

A CT /5A /1A

Auxiliary supply

Rated auxiliary supply voltage Us

AC

min	VAC	100
Max	VAC	400

DC

min	VDC	110
Max	VDC	250

Power consumption

AC (Max)

VA	7.5VA at 110VAC; 10VA at 230VAC; 14VA at 400VAC
----	---

DC (Max)

VA	35mA at 110VDC; 14mA at 250VDC
----	--------------------------------------

Power dissipation

AC (Max)

W	4W at 110VAC; 4.2W at 220VAC; 5W at 400VAC
---	---

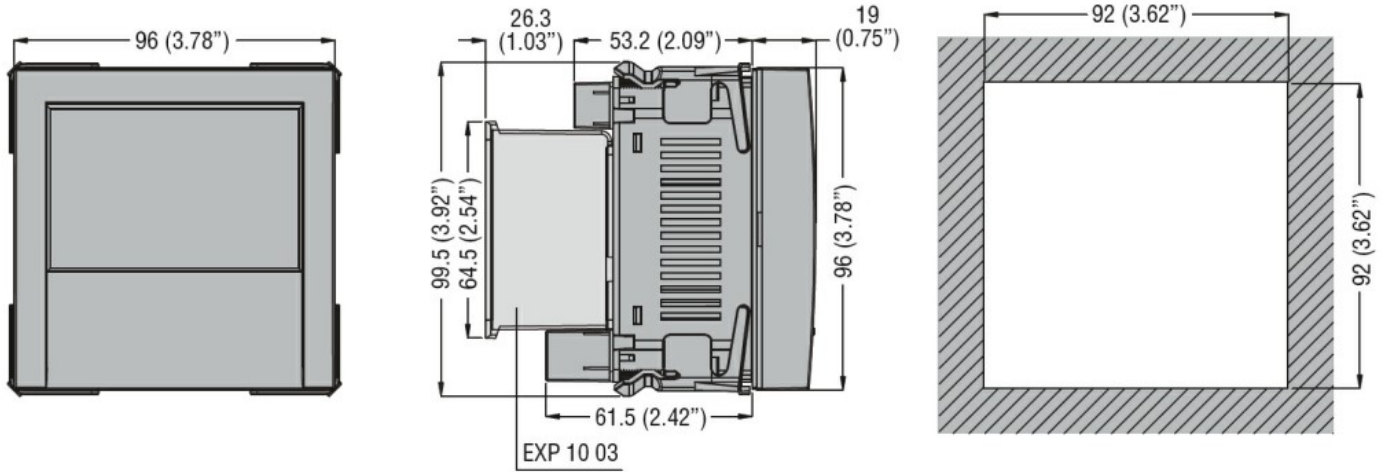
DC (Max)

W	3.8W at 110VDC; 4W at 250VDC
---	---------------------------------

Immunity time for microbreakings	ms	≤30ms at 110VAC; ≤140ms at 230VDC
Voltage inputs		
Maximum rated operational voltage		50...500VAC (for voltages/frequency / 50...150V (for residual voltage measurement)
Measurement range	V	400-150000V (VT primary)
Frequency range	Hz	45...55
Current inputs		
Measurement range		For 1A scale: 0.01...1.2A; for 5A scale: 0.01... 6A
Type of input		Shunts powered by external current transformer (low voltage) 5A max
Measurement method		RMS
Overload peak	A	50A for 1 second
Burden per phase	W	≤0.3W
Relay outputs		
Number of relays	Nr.	2
Contact arrangement		1 changeover contact/SPDT each
Rated operational voltage AC (IEC)	VAC	250
UL/CSA and IEC/EN 60947-5-1 designation		5A 250VAC AC1/B300; 5A 30VDC
Digital inputs		
Number and type of inputs		4 negative (NPN)
Input voltage		24VDC isolated
Input current	mA	7
Connections		
Terminals type		Screw - removable
Tightening torque for terminals	max max	Nm lbin 0.5 4.5
Conductor cross section		
AWG/Kcmil	min Max	AWG AWG 24 12
IEC	min Max	mm ² mm ² 0.2 2.5
Housing		
Material		Polyamide
Mounting		Flush mount 96x96mm / 3.78x3.78"

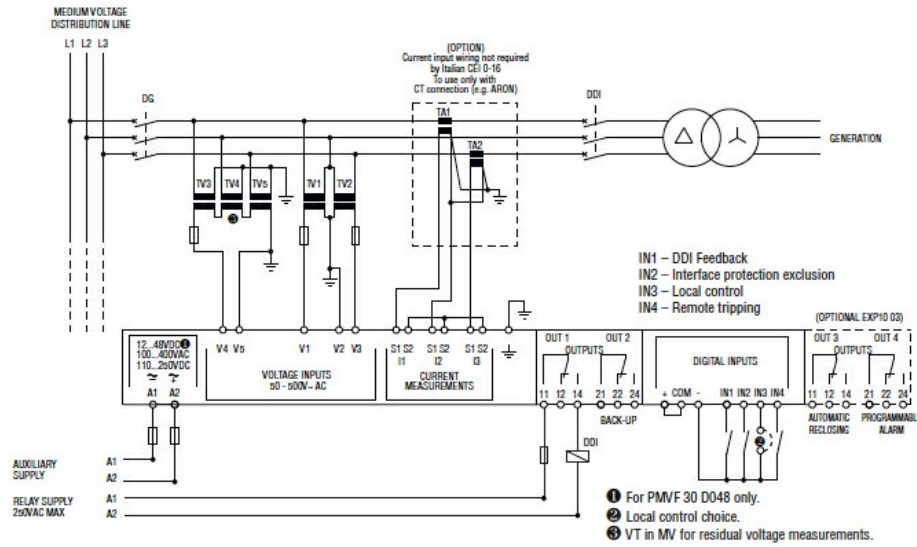
IEC degree of protection		IP65 on front; IP20 at terminals
Dimensions (W x H x D)	mm	96 x 96 x 53.2
Weight	g	566

Dimensions

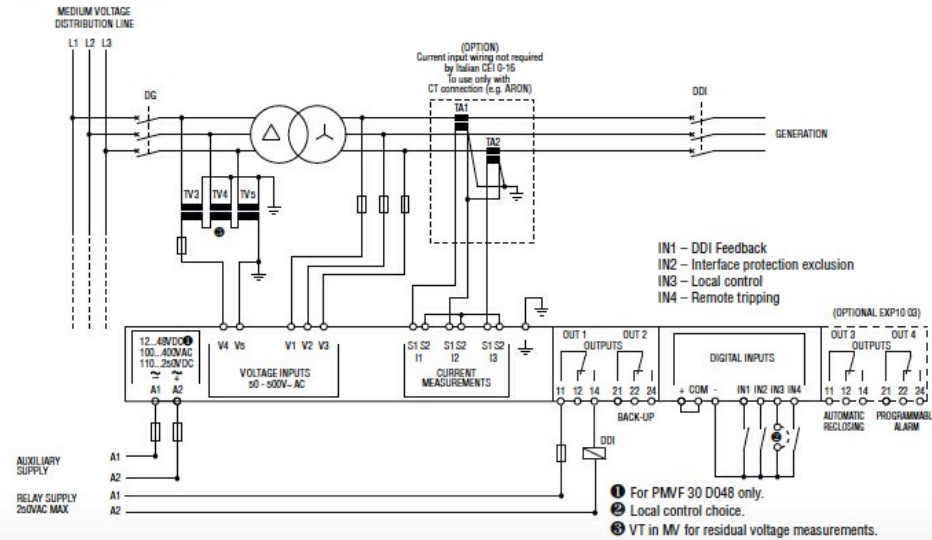


Wiring diagrams

Connection through VTs in Medium Voltage
Three-phase connection



Direct connection in Low Voltage
Three-phase connection



Certifications and compliance

Compliance

- IEC/EN 60255-5
- IEC/EN 61000-6-2
- IEC/EN 61000-6-3
- IEC/EN 61010-1

Certificates

CEI 0-16

ETIM classification

ETIM 8.0

EC001438 -
Voltage
monitoring relay