



Product designation				INDUSTRIAL RELAYS
Product type designation				HR604C
Contact characteristics				
Contact configuration				4 C/O
Rated insulation voltage U_i IEC/EN	V			500
Rated impulse withstand voltage U_{imp}	kV			4
IEC Conventional free air thermal current I_{th}	A			5
Rated current (I_n)	A			5
Relay control voltage	V			24VDC
Max contrrollable power in		AC-1	W	5
Rated operating power AC-1			VA	1250
Rated operating power AC-15		230 VAC	VA	150
Single-phase motor control		230VAC	kW	0.37
Rated operating current DC-1		30V	A	8
		110V	A	0.3
		220V	A	0.1
Minimum switching load		V / mA	5 / 100	
Contact impedance		m Ω	100	
Contact material		Ag/Ni		
Operating times				
Closing		ms	<25	
Opening		ms	<25	
Operations				
Mechanical life		cycles	20000000	
Electrical life AC1		cycles	100000	
Coil characteristics				
Average coil consumption AC at 20°C		VA	1.7	
Average coil consumption DC at 20°C		W	1.1	
Operating range		Closing	% U_n	75...110
		Opening	% U_n	10...30
Maximum cycle frequency		cycles/h	3600	
Mechanical features				
Max socket terminal tightening torque		Nm	0.6	
Socket screw tightening tool (cross / flat blade)		PH1 / 4.5mm		
Conductor section	AWG/Kcmil			
		min	20	
		max	14	

IEC

min	mm ²	0.5
max	mm ²	2.5

Operating position

normal	Any
--------	-----

Fixing

On 35mm DIN rail and with screw

Ambient conditions

Temperature

Operating temperature

min	°C	-40
max	°C	+70

Storage temperature

min	°C	-40
max	°C	+80

Other features

Indication

Yes

Mechanical contact position indicator

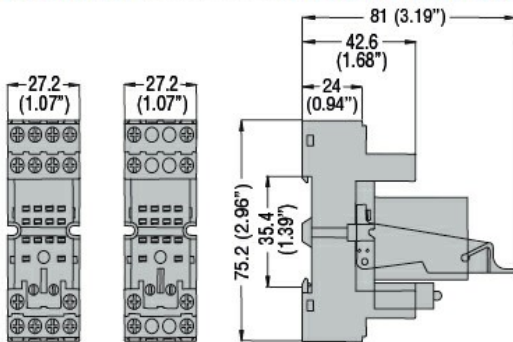
Yes

Mechanical test actuator

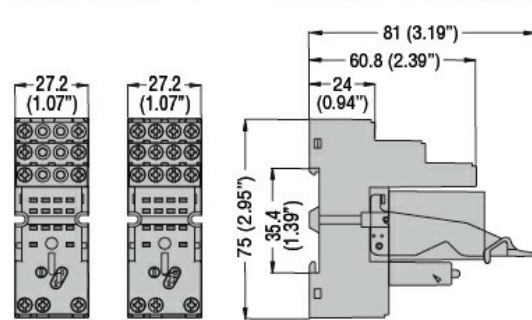
Yes

Dimensions

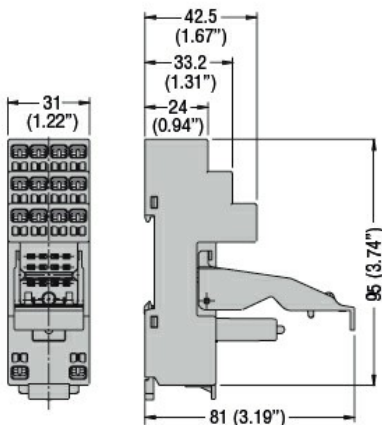
HR60 2C... with socket HR6XS21 - HR6XS22



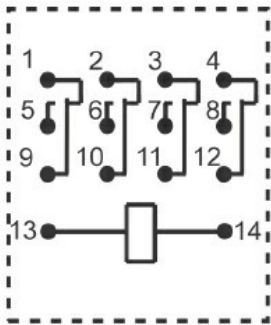
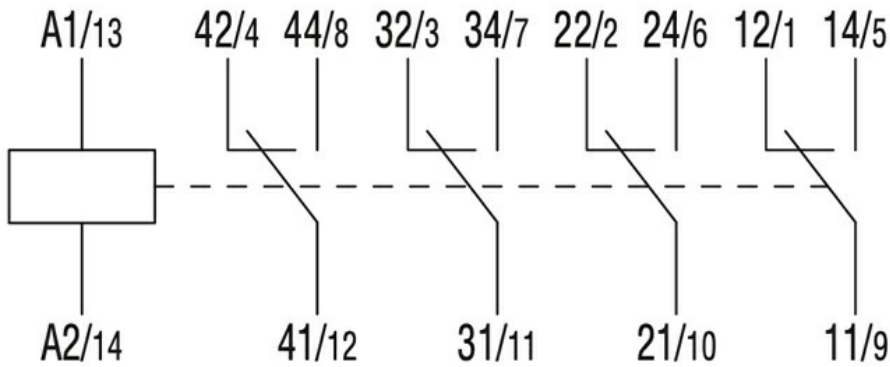
HR60 4C... with socket HR6XS41 - HR6XS42



HR60 2C... - HR60 4C... with socket HR6XS21S - HR6XS41S



Wiring diagrams



Certifications and compliance

Compliance

IEC/EN 61810

Certificates

CSA

cURus

EAC

VDE

ETIM classification

ETIM 8.0

EC001437 -
Switching relay