



MINIATURE  
RELAYS  
HR402C

Product designation

Product type designation

**Contact characteristics**

Contact configuration			2 C/O
Rated insulation voltage $U_i$ IEC/EN	V		250
Rated impulse withstand voltage $U_{imp}$	kV		5
IEC Conventional free air thermal current $I_{th}$	A		10
Maximum instantaneous current	A		26
Rated current ( $I_n$ )	A		10
Relay control voltage	V		24VDC

Max contrrollable power in

AC-1	W	2500
AC-15	VA	150

Rated operating power AC-1

VA	2500
----	------

Rated operating power AC-15

230 VAC	VA	400
---------	----	-----

Single-phase motor control

230VAC	kW	0.3
--------	----	-----

Rated operating current DC-1

30V	A	8
110V	A	0.3
220V	A	0.12

Minimum switching load

V / mA	5 / 100
--------	---------

Contact impedance

m $\Omega$	100
------------	-----

Contact material

AgSnO<sub>2</sub>

**Operating times**

Closing ms <15

Opening ms <5

**Operations**

Mechanical life cycles 10000000

Electrical life AC1 cycles 100000

**Coil characteristics**

Average coil consumption DC at 20°C W 0.5

Operating range

Closing	% $U_n$	75...110
Opening	% $U_n$	10...30

Maximum cycle frequency

cycles/h	3600
----------	------

**Mechanical features**

Max socket terminal tightening torque Nm 0.6

Socket screw tightening tool (cross / flat blade) PH1 / 4.5mm

Conductor section

AWG/Kcmil

min	20
-----	----

IEC	max	14	
	min	mm <sup>2</sup>	0.5
	max	mm <sup>2</sup>	2.5
Operating position	normal	Any	
Fixing		On 35mm DIN rail and with screw	

**Ambient conditions**

Temperature

Operating temperature

min	°C	-40
max	°C	+85

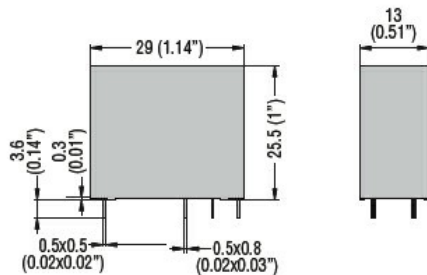
Storage temperature

min	°C	-40
max	°C	+85

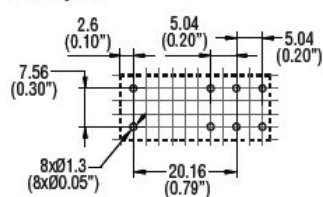
**Other features**

Indication	No
Mechanical contact position indicator	No
Mechanical test actuator	No

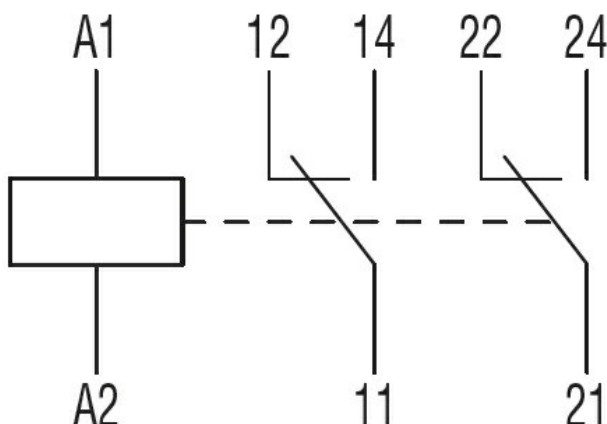
**Dimensions**



PCB layout



**Wiring diagrams**



**Certifications and compliance**

Compliance

IEC/EN 61810

---

Certificates

cURus

**ETIM classification**

ETIM 8.0

EC001437 –  
Switching relay