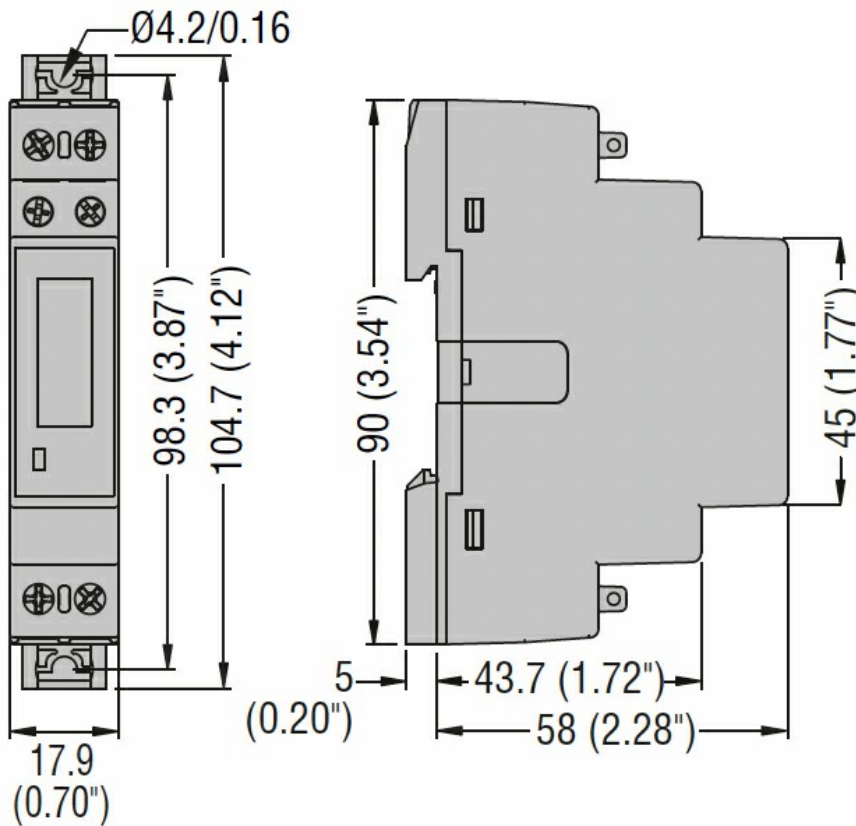




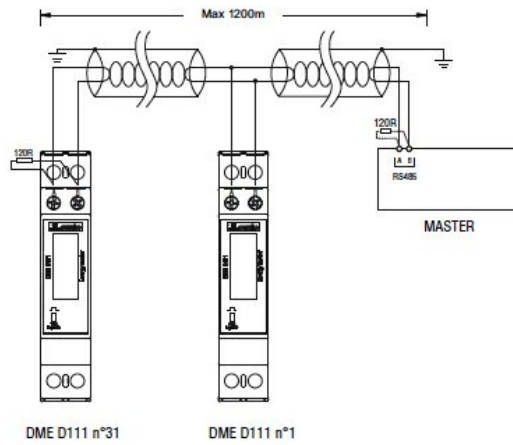
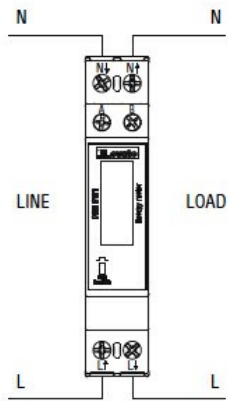
Product designation	Single-phase energy meters		
Product type designation	DMED111		
Type	single-phase		
DIN rail module number	1		
Auxiliary supply U_s			
Operational frequency	min	Hz	50
	max	Hz	60
Power consumption	Max	VA	1
Power dissipation Max		W	0.4
Measuring voltage inputs			
Rated voltage (U_e)	phase-neutral	VAC	110...120 / 220...240
Operating voltage range	phase-neutral	VAC	93...264
Connection method	Direct		
Current			
IEC maximum (I_{max})		A	40
IEC minimum (I_{min})		A	0.25
IEC rated (I_{ref-Ib})		A	5
IEC start (I_{st})		mA	20
Transition (I_{tr})		A	0.5
Accuracy			
	Active energy		Class 1 (IEC/EN 62053-21)
	Reactive energy		Class 2 (IEC/EN 62053-23)
RS485 serial interface			
Baud rate		bps	Programmable 1200...38400
Insulations			
Rated insulation voltage U_i IEC/EN		V	250
Rated impulse withstand voltage U_{imp}		kV	6
Operating frequency withstand voltage		kV	4
Mechanical features			
Housing type	Polyamide		
Terminals type	Fixed		
Conductor cross section	min	mm ²	1.5
	Max	mm ²	10
	min	AWG	16
	Max	AWG	6
Tightening torque (Max)			

	Nm	1.5
	lbin	14
Fixing		Din rail
Weight	g	90
Ambient conditions		
Temperature		
Operating temperature		
	min	°C -25
	max	°C +55
Storage temperature		
	min	°C -25
	max	°C +70
Relative humidity	%	<80
Maximum Pollution degree		2
Mechanical environment		Class M1
Magnetic environment		Class E1

Dimensions



Wiring diagrams



Certifications and compliance

Compliance

- IEC/EN 61000-6-2

- IEC/EN 61000-6-3

- IEC/EN 61010-1

Certificates

- CB

- RCM

ETIM classification

ETIM 8.0

EC001506 -
Kilowatt-hour
meter