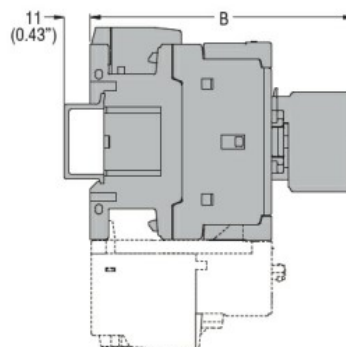
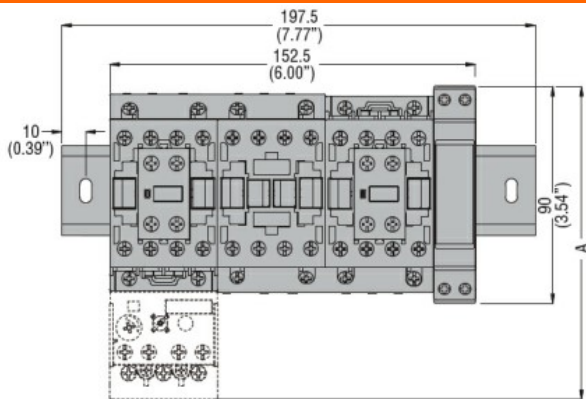




Denumirea produsului	Starter stea-triunghi	
Denumirea tipului de produs	BFA026	
Caracteristici electrice		
Curent maxim de funcționare ($\leq 440V$)	A	43
Componente		
Contacto standard furnizat	BF2600A / BF2600A / BF1810A	
Releu termic standard furnizat	No	
Releu termic se achiziționează separat	RF38	
Standard de contact auxiliar furnizat	BFX1020 / BFX1011 / BFX1011	
Caracteristicile contactului		
Puterile motorului standard IEC		
	230V	kW 11
	400V	kW 22
	440V	kW 22
	500V	kW 25

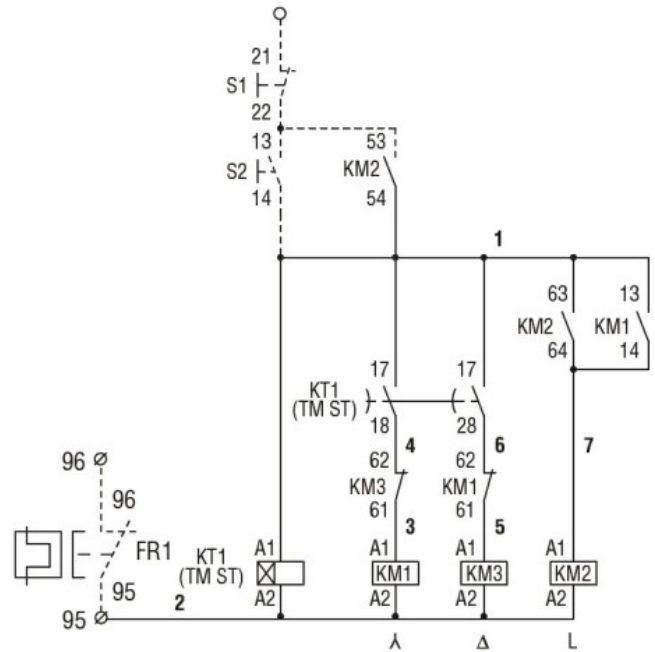
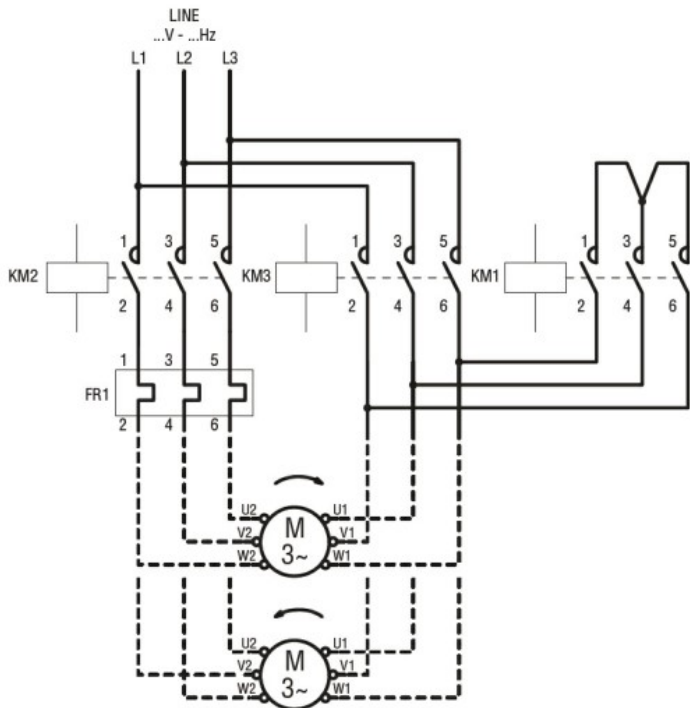
Caracteristici mecanice		
Greutate	g	1800

Dimensiuni



STARTER TYPE	A	B
BFA009 70	130.5 (5.14")	109.5 (4.31")
BFA012 70	130.5 (5.14")	109.5 (4.31")
BFA018 70	130.5 (5.14")	109.5 (4.31")
BFA025 70	130.5 (5.14")	109.5 (4.31")
BFA026 70	135 (5.14")	119 (4.68")
BFA032 70	135 (5.14")	119 (4.68")
BFA038 70	135 (5.14")	119 (4.68")
BFA050 70	173 (6.81")	142 (5.59")
BFA065 70	173 (6.81")	142 (5.59")
BFA080 70	183 (7.20")	142 (5.59")

Diagrame de cablare



Certificari si conformitate

Conformitate

IEC/EN 60947-1
IEC/EN 60947-4-9

Certificate

/

Clasificare ETIM

ETIM 8.0

EC001037 -
Combinatie
starter
motor/starter
motor