



Enclosed star-delta starters  
M3P02670

Product designation

Product type designation

**Electrical features**

Maximum operating current ( $\leq 440V$ ) A 43

**Components**

Starter enclosure standard supplied M3PA70

Contactor standard supplied BF2600A,  
BF2600A,  
BF1810A

Thermal relay to purchase separately RF38...

Auxiliary contact standard supplied BFX1020,  
BFX1011,  
BFX1011

**Contact characteristics**

IEC standard motor powers

230V	kW	11
400V	kW	22
440V	kW	22
500V	kW	25

**Mechanical features**

Weight g 3650

**Ambient conditions**

Operating temperature

min	°C	-25
max	°C	+60

Storage temperature

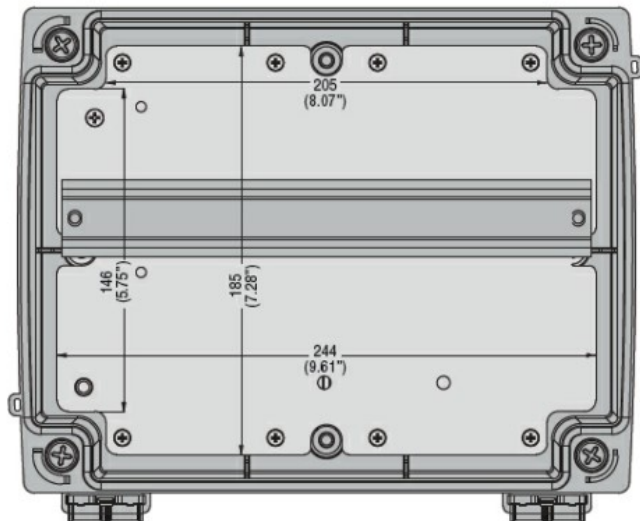
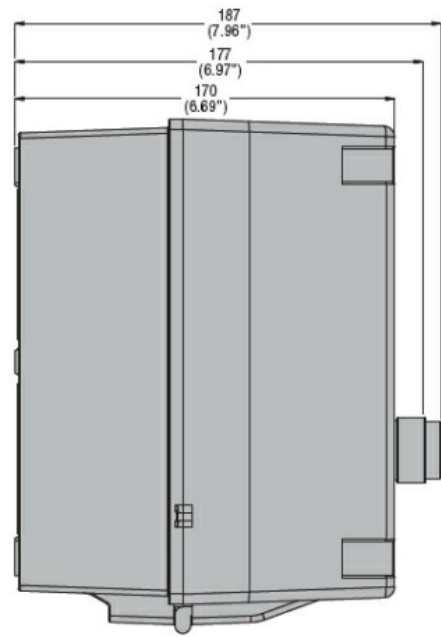
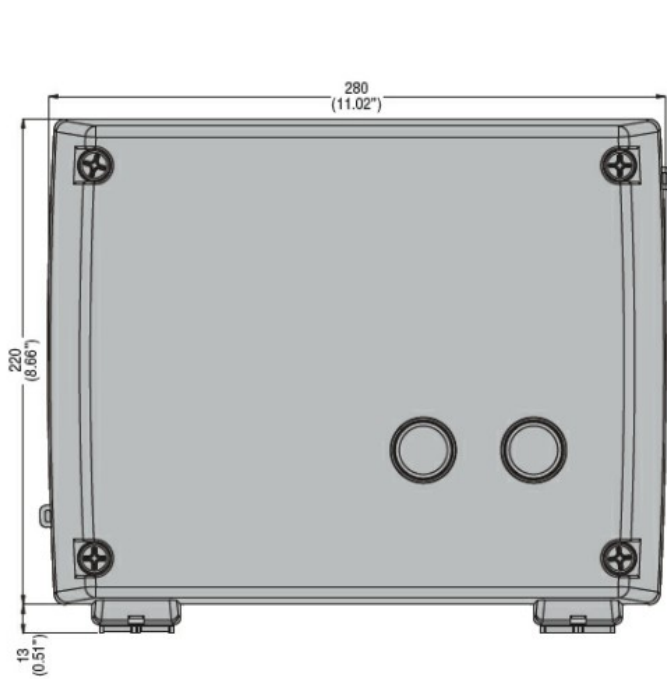
min	°C	-40
max	°C	+70

**Resistance & Protection**


Frontal IP degree IP65

**Dimensions**

STAR-DELTA STARTER, ENCLOSED STARTER, WITH START AND STOP/RESET BUTTONS.  
STARTING TIME UP TO 12 SECONDS AND A MAXIMUM OF 30 OPERATIONS/HOUR, MAX IEC  
OPERATING CURRENT 43A. COIL VOLTAGE 220VAC 60HZ

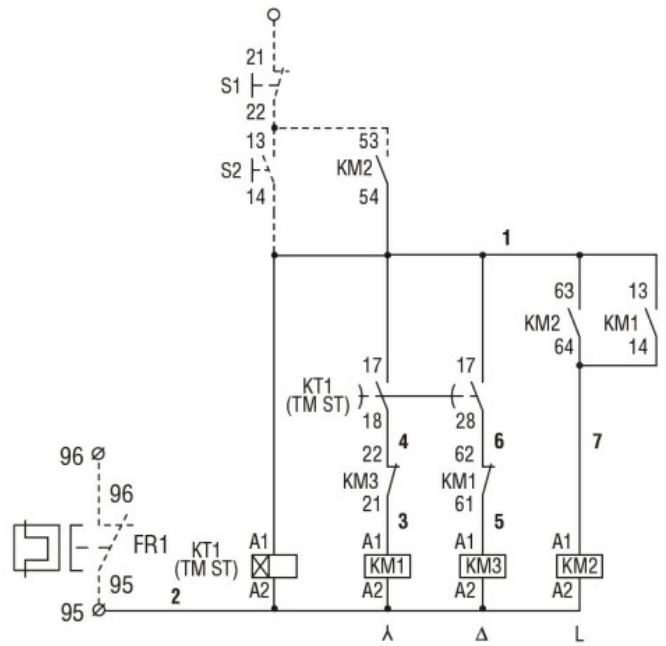
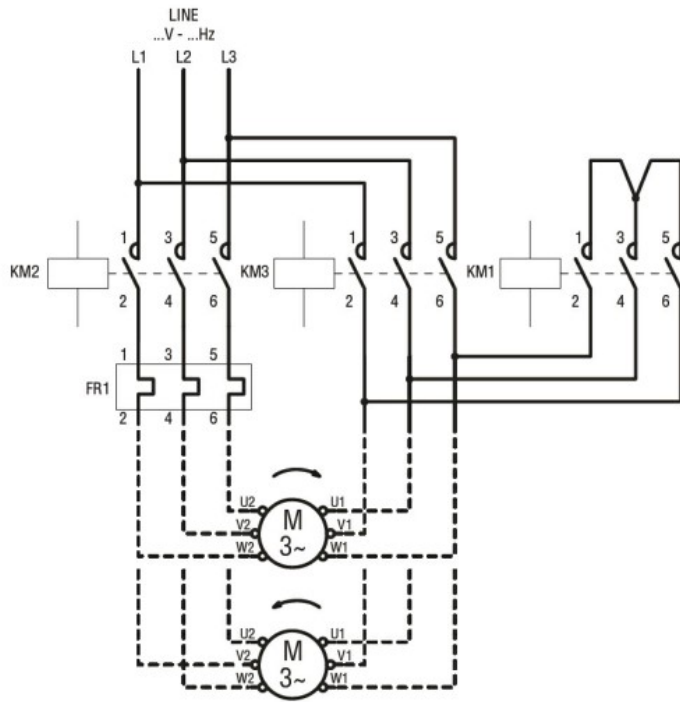


Drilling for surface fixing



Wiring diagrams

STAR-DELTA STARTER, ENCLOSED STARTER, WITH START AND STOP/RESET BUTTONS. STARTING TIME UP TO 12 SECONDS AND A MAXIMUM OF 30 OPERATIONS/HOUR, MAX IEC OPERATING CURRENT 43A. COIL VOLTAGE 220VAC 60HZ



**ETIM classification**

ETIM 8.0

EC001037 -  
Motor  
starter/Motor  
starter  
combination