



Product designation Star-delta starter
Product type designation BFA025

Electrical features

Maximum operating current ($\leq 440V$) A 35

Components

Contactor standard supplied	BF2510A / BF2501A / BF1810A
Thermal relay standard supplied	No
Thermal relay to purchase separately	RF38
Auxiliary contact standard supplied	BFX1020 // BFX1011

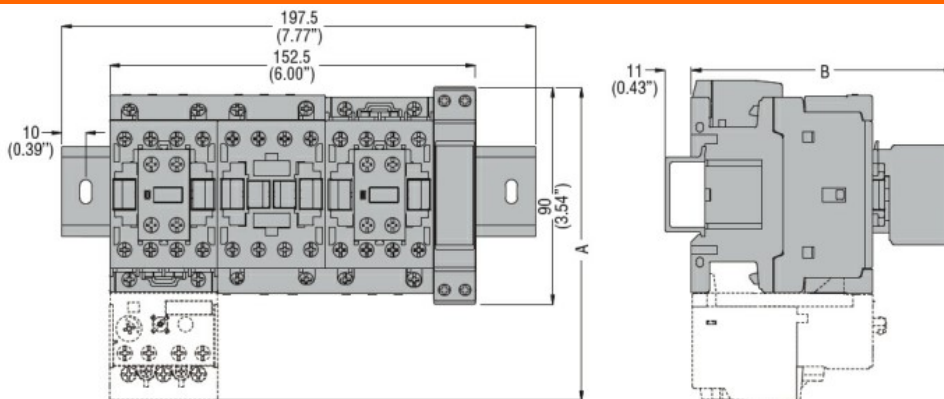
Contact characteristics

IEC standard motor powers					
	230V	kW	11		
	400V	kW	18.5		
	440V	kW	18.5		
	500V	kW	22		

Mechanical features

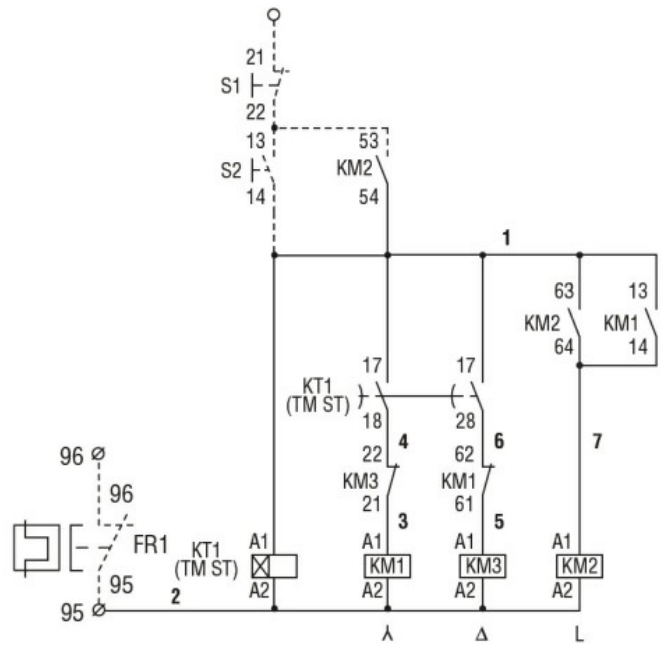
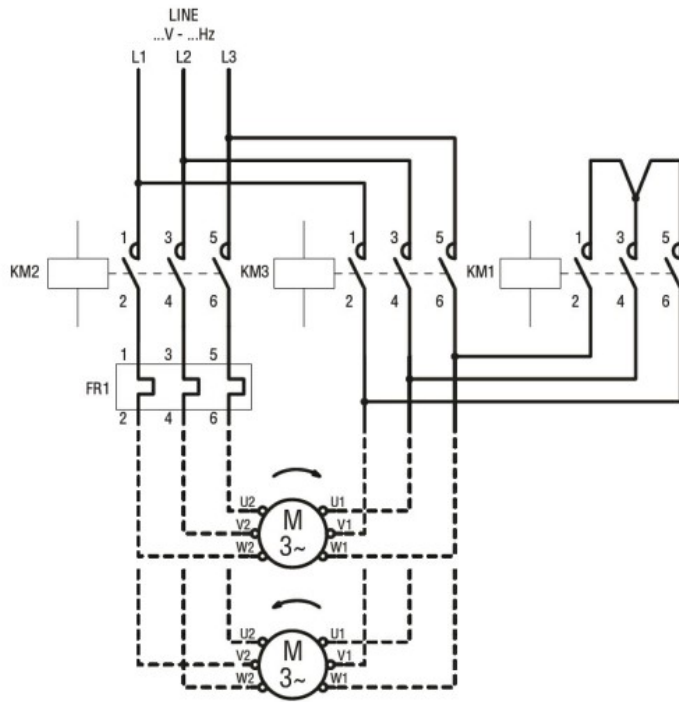
Weight g 1800

Dimensions



STARTER TYPE	A	B
BFA009 70	130.5 (5.14")	109.5 (4.31")
BFA012 70	130.5 (5.14")	109.5 (4.31")
BFA018 70	130.5 (5.14")	109.5 (4.31")
BFA025 70	130.5 (5.14")	109.5 (4.31")
BFA026 70	135 (5.14")	119 (4.68")
BFA032 70	135 (5.14")	119 (4.68")
BFA038 70	135 (5.14")	119 (4.68")
BFA050 70	173 (6.81")	142 (5.59")
BFA065 70	173 (6.81")	142 (5.59")
BFA080 70	183 (7.20")	142 (5.59")

Wiring diagrams



Certifications and compliance

Compliance

IEC/EN 60947-1
IEC/EN 60947-4-9

Certificates

/

ETIM classification

ETIM 8.0

EC001037 -
Motor
starter/Motor
starter
combination