



Toroidalne  
przekładniki  
prądowe

Przeznaczenie produktu

**Charakterystyka ogólna**

Charakterystyka pracy szczytkowej

Typ A

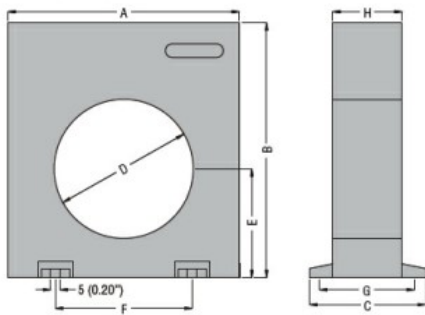
**Obwód sterowniczy**

Przekładnik toroidalny

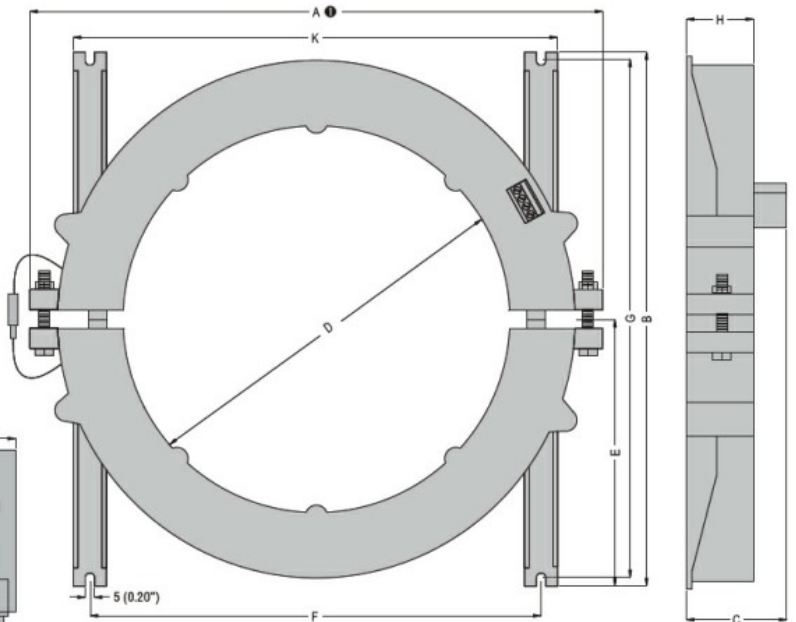
Średnica 80  
mm/3.15"

**Wymiary**

RT35 - RT60 - RT80 - RT110 - RX10

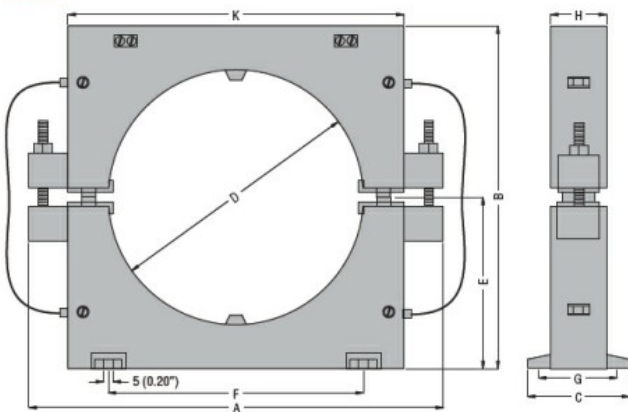


RT210 - RTA210



● With screws, for RTA210 split-core type; fixed structure, without screws, for RT210 type.

RTA110



TYPE	A	B	C	D	E	F	G	H	K
RT35	100 (3.94")	110 (4.33")	50 (1.97")	35 (1.38")	47 (1.85")	60 (2.36")	43 (1.69")	30 (1.18")	—
RT60	100 (3.94")	110 (4.33")	50 (1.97")	60 (2.36")	47 (1.85")	60 (2.36")	43 (1.69")	30 (1.18")	—
RT80	150 (5.90")	160 (6.30")	50 (1.97")	80 (3.15")	70 (2.75")	110 (4.33")	43 (1.69")	30 (1.18")	—
RT110	150 (5.90")	160 (6.30")	50 (1.97")	110 (4.33")	70 (2.75")	110 (4.33")	43 (1.69")	30 (1.18")	—
RT210	310 (12.20")	290 (11.41")	54 (2.12")	210 (8.27")	145 (5.71")	240 (9.45")	280 (11.02")	36 (1.42")	258 (10.16")
RTA110	180 (7.09")	150 (5.90")	45 (1.77")	110 (4.33")	75 (2.95")	110 (4.33")	38 (1.50")	25 (0.98")	145 (5.71")
RTA210	310 (12.20")	290 (11.41")	54 (2.12")	210 (8.27")	145 (5.71")	240 (9.45")	280 (11.02")	36 (1.42")	258 (10.16")
RX10	100 (3.94")	110 (4.33")	50 (1.97")	—	—	60 (2.36")	43 (1.69")	30 (1.18")	—

**Certyfikaty i zgodność**

Zgodność z normami

IEC/EN 60947-2

Certyfikaty

EAC

**Klasyfikacja ETIM**

ETIM 8,0

EC002048 -  
Przekładnik  
prądowy