



Denominazione del prodotto

Trasformatori di corrente toroidali

**Caratteristiche generali**

Caratteristica di intervento differenziale

Tipo A

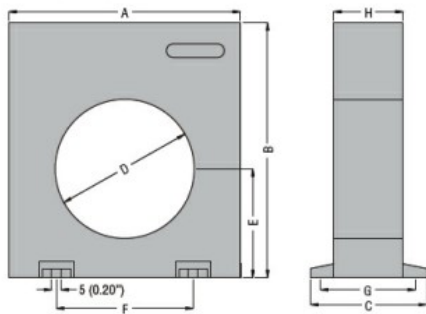
Circuito di controllo

Toroide

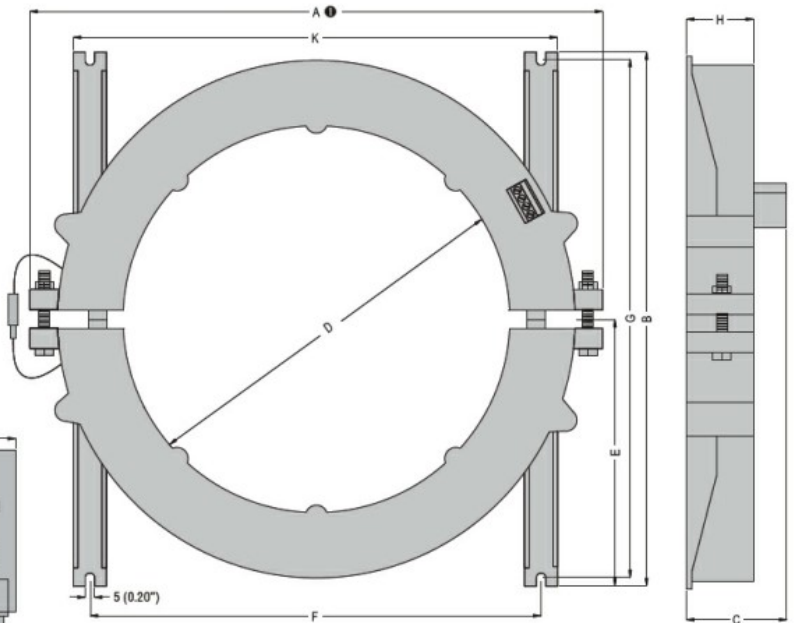
Diam. 35 mm/1.38"

**Dimensioni**

RT35 - RT60 - RT80 - RT110 - RX10

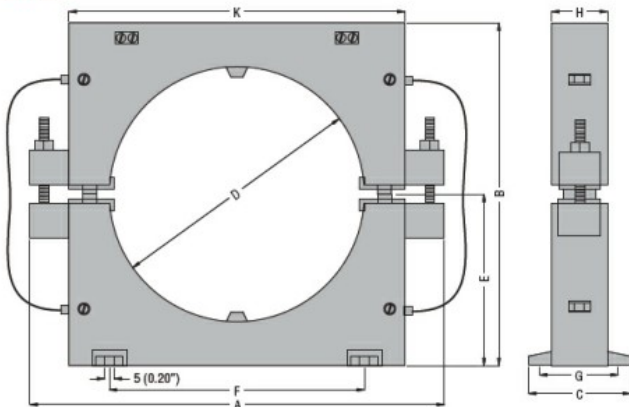


RT210 - RTA210



● With screws, for RTA210 split-core type; fixed structure, without screws, for RT210 type.

RTA110



TYPE	A	B	C	D	E	F	G	H	K
RT35	100 (3.94")	110 (4.33")	50 (1.97")	35 (1.38")	47 (1.85")	60 (2.36")	43 (1.69")	30 (1.18")	—
RT60	100 (3.94")	110 (4.33")	50 (1.97")	60 (2.36")	47 (1.85")	60 (2.36")	43 (1.69")	30 (1.18")	—
RT80	150 (5.90")	160 (6.30")	50 (1.97")	80 (3.15")	70 (2.75")	110 (4.33")	43 (1.69")	30 (1.18")	—
RT110	150 (5.90")	160 (6.30")	50 (1.97")	110 (4.33")	70 (2.75")	110 (4.33")	43 (1.69")	30 (1.18")	—
RT210	310 (12.20")	290 (11.41")	54 (2.12")	210 (8.27")	145 (5.71")	240 (9.45")	280 (11.02")	36 (1.42")	258 (10.16")
RTA110	180 (7.09")	150 (5.90")	45 (1.77")	110 (4.33")	75 (2.95")	110 (4.33")	38 (1.50")	25 (0.98")	145 (5.71")
RTA210	310 (12.20")	290 (11.41")	54 (2.12")	210 (8.27")	145 (5.71")	240 (9.45")	280 (11.02")	36 (1.42")	258 (10.16")
RX10	100 (3.94")	110 (4.33")	50 (1.97")	—	—	60 (2.36")	43 (1.69")	30 (1.18")	—

**Omologazioni e conformità**

Conformi agli standard

IEC/EN 60947-2

Omologazioni

EAC

**Classificazione ETIM**

ETIM 8.0

EC002048 -  
Trasformatore di  
corrente