INTERFACE PROTECTION SYSTEM UNIT **PMVF71**

compliant with standard
ENA G99



Lovato electric

ENERGY AND AUTOMATION

INTERFACE PROTECTION SYSTEM UNIT PMVF71 COMPLIANT WITH ENA G99

The **PMVF71** device has been designed as an Interface Protection System (IPS) in accordance with ENA G99 application guide.

PMVF71

Order code	Rated voltage	
	Control	Auxiliary
	[V]	[V]
Dual threshold minimum and maximum voltage and frequency protection. R.O.C.O.F and Vector shift. Modular type.		
PMVF71	Programmable	24...240VAC/ 24...240VDC

Display

PLANT MEASURES

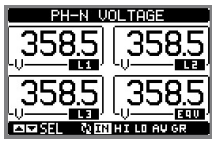

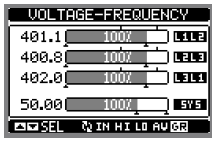

MAIN MENU - SYNOPTIC



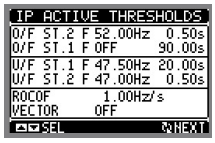

DIAGNOSTIC - COLLECTION OF STATISTICAL DATA

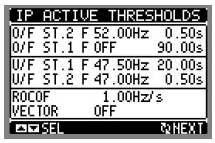

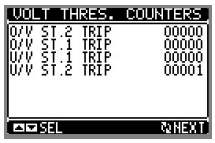

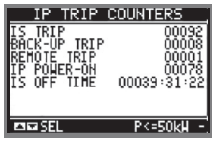

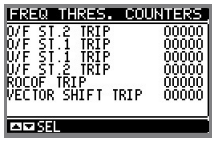

Accessories

Order codes	Description
Communication ports.	
EXM1010	Opto-isolated USB interface
EXM1011	Opto-isolated RS232 interface
EXM1012	Opto-isolated RS485 interface
EXM1013	Opto-isolated Ethernet interface
Inputs and outputs.	
EXM1001	2 digital opto-isolated inputs and 2 relay outputs 5A 250VAC
Modem.	
EXCGSM01	Remote control and monitoring GSM modem via SMS

General characteristics

The controls refer to limits of voltage and frequency monitoring. In the case when either the voltage or the frequency are out of admissible limits, the Interface Protection System (IPS) must step in by de-energising a relay output so that the interface device (IS) trips.
PMVF71 is equipped with 5 inputs having the following functions:
- IS status feedback
- R.O.C.O.F or Vector shift delay or external signal for frequency selection
- Disabling signal
- Remote tripping (forced IS opening, independent of voltage and frequency values)
- Programmable

Also, there are backup outputs for:
- IS opening and closing
- Device opening (programmable: retentive normally energised, retentive normally de-energised or adjustable pulse)
- 3rd programmable input.

The backup device consists of a signal contemporary or delayed respect to the IS opening command, transmitted only if the IS failed and did not complete the disconnection.

Operational characteristics

- Auxiliary voltage: 24...240VAC/24...240VDC
- Voltage inputs range: 100-500000VAC (via voltage transformers)
- Relay outputs:
  OUT1: 8A 250VAC, 8A 30VDC
  OUT2: 5A 250VAC, 5A 30VDC
  OUT3: 2A 250VAC, 2A 30VDC
- It can be password protected to prevent parameters being altered
- 5 digital inputs
- Programmable nominal voltage rating, voltage thresholds, frequency and delays
- Support of EXM series communications modules (USB, RS232, RS485, Ethernet)
- Expandable with up to 2 module EXM... by optical interface
- Parameter configuration and remote control (only with comunication expansion module) with software Xpress and Synergy
- Degree of protection: IP40 on front; IP20 on terminals
- Event log (128 events with time reference):
  - interface protection trip events
  - password interaction events
  - commands execution
  - system events.

Backup power supply

Order code	Description
PMVFUPS02	Input 230VAC. Output 230VAC with stored energy 645Ws and power 650VA

PMVFUPS02

Compatibility:
- Compatible with contactors (IS) with standard AC or electronic coil.
- Compatible with undervoltage trip releases (IS or backup function) of moulded case circuit breakers.

General characteristics

Many IP standards require an auxiliary power supply to feed the interface protection (IP), the interface switch (IS) and the backup switch for at least 5 seconds in the event of a power failure. PMVFUPS02 guarantees the necessary energy by accumulating it in capacitors, thus avoiding the use of batteries that require maintenance.
- Power supply: 230VAC, 50Hz
- Output voltage: 230VAC, 50Hz
- Output power: 650VA
- Accumulated energy: 645Ws
- Accumulation time: 60sec
- Modular housing: 9 modules
- Mounting on 35mm DIN rail (IEC/EN/BS 60715) or screw fixing via pull out tabs
- Operating temperature: -5...+ 50°C
- Degree of protection IP20 on front and terminals.

Reference standard

Compliant with standards: IEC/EN/BS 61010-1.

Wiring diagrams

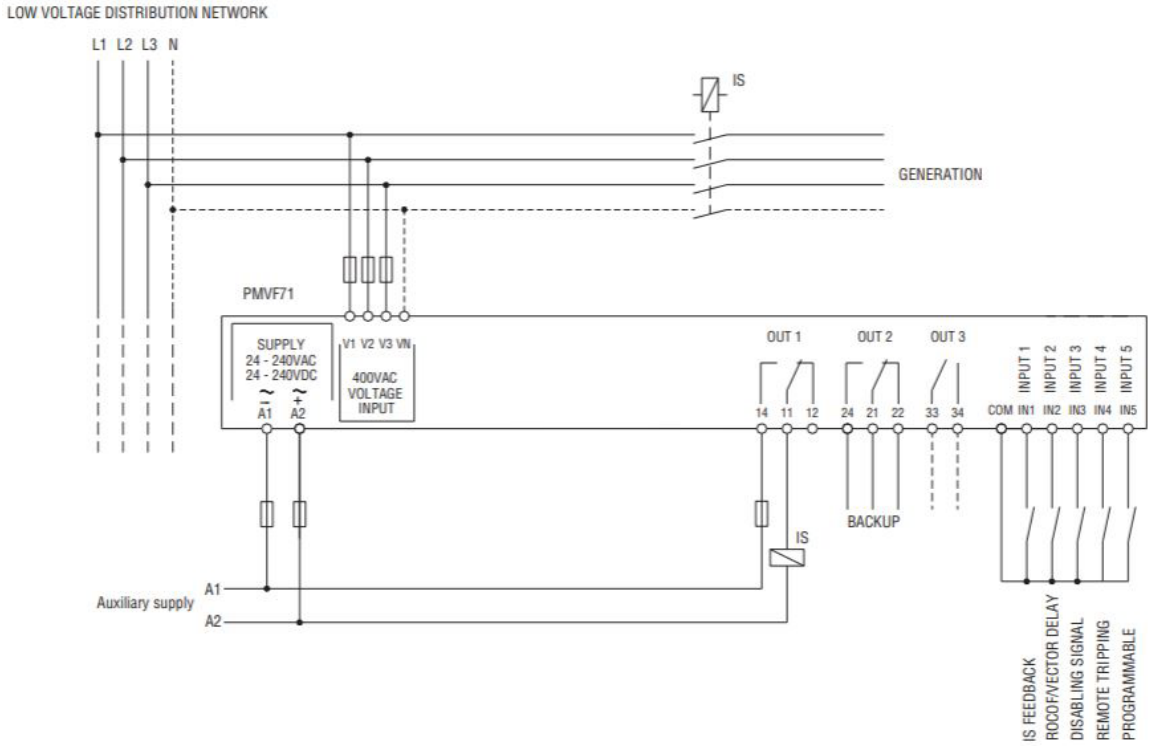

Dimensions [mm (in)]

PMVF71

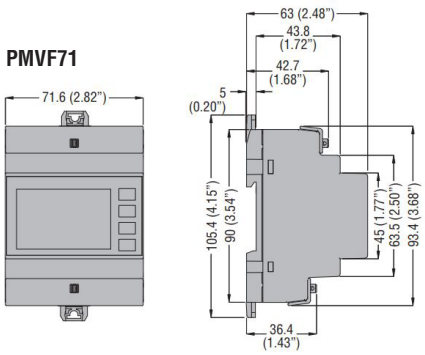

PMVFUPS02

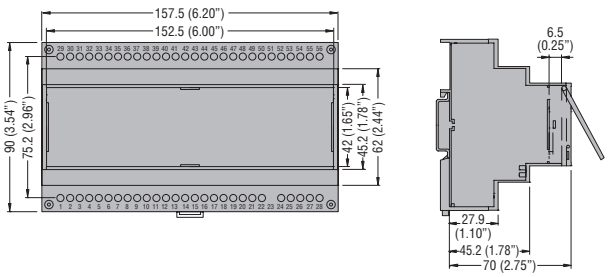

PD216 GB 01 26

INTERFACE PROTECTION SYSTEM UNIT PMVF71

Lovato electric

ENERGY AND AUTOMATION

LOVATO ELECTRIC S.P. A.
via Don E. Mazza, 12
24020 Gorle (Bergamo) ITALY
tel +39 035 4282111
info@LovatoElectric.com

www.LovatoElectric.com

The products described in this publication are subject to be revised or improved at any moment. Catalogue descriptions and details, such as technical and operational data, drawings, diagrams and instructions, etc., do not have any contractual value. In addition, products should be installed and used by qualified personnel and in compliance with the regulations in force for electrical systems in order to avoid damages and safety hazards