

# ASSEMBLED CHANGEOVER SWITCHES AND COMPLETE SWITCH DISCONNECTORS



GA... SERIES




ENERGY AND AUTOMATION

## Assembled changeover switches




GA025...063...ET6



GA080...160ET6



GA025...063...ET8



GA080...160ET8

Order code	IEC conventional thermal current I <sub>th</sub> AC21A (≤690V)	IEC rated operational current I <sub>e</sub> AC22A (≤690V) AC23A (≤415V)	Qty per pkg	Wt
	[A]	[A]	n°	[kg]

Three-pole versions.

<b>GA025ET6</b>	25	25	1	0.350
<b>GA040ET6</b>	40	40	1	0.350
<b>GA063SAET6</b>	63	45	1	0.350
<b>GA080ET6</b>	80	80	1	0.881
<b>GA125ET6</b>	125	125	1	0.881
<b>GA160ET6</b>	160	125	1	0.881

Four-pole versions.

<b>GA025ET8</b>	25	25	1	1.250
<b>GA040ET8</b>	40	40	1	1.250
<b>GA063SAET8</b>	63	45	1	1.250
<b>GA080ET8</b>	80	80	1	1.133
<b>GA125ET8</b>	125	125	1	1.133
<b>GA160ET8</b>	160	125	1	1.133

### Components

Switch disconnector	Fourth pole	Mechanical interlock
2 x GA025A	-	GAX5000
2 x GA040A	-	GAX5000
2 x GA063SA	-	GAX5000
2 x GA080A	-	GAX5001
2 x GA125A	-	GAX5001
2 x GA160A	-	GAX5001

2 x GA025A	2 x GAX42040A	GAX5000
2 x GA040A	2 x GAX42040A	GAX5000
2 x GA063SA	2 x GAX42063SA	GAX5000
2 x GA080A	2 x GAX42080A	GAX5001
2 x GA125A	2 x GAX42125A	GAX5001
2 x GA160A	2 x GAX42160A	GAX5001

## Switch disconnectors complete with shaft extension, door-coupling handle and terminal covers



GA...A...K...

Order code	IEC conventional thermal current I <sub>th</sub> AC21A (≤690V)	IEC rated operational current I <sub>e</sub> AC22A (≤690V) AC23A (≤415V)	Poles	Qty per pkg	Wt
	[A]	[A]	n°	n°	[kg]

Three-pole versions.

<b>GA025AK30063</b>	25	25	3P	1	0.302
<b>GA040AK30063</b>	40	40	3P	1	0.302
<b>GA063ASK30063</b>	63	45	3P	1	0.302

Four-pole versions.

<b>GA025AK30063T4</b>	25	25	4P	1	0.356
<b>GA040AK30063T4</b>	40	40	4P	1	0.356
<b>GA063ASK30063T4</b>	63	45	4P	1	0.356

### Components

Switch disconnector	Fourth pole	Terminal cover	
		3P	1P
GA025A	-	GAX83	-
GA040A	-	GAX83	-
GA063SA	-	GAX83	-

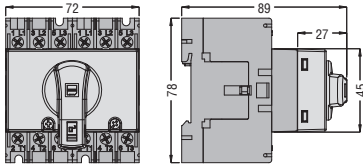
GA025A	GAX42040A	GAX83	GAX81
GA040A	GAX42040A	GAX83	GAX81
GA063SA	GAX42063SA	GAX83	GAX81

- 300mm shaft extension: GAX7300
- Red/yellow door-coupling handle: GAX63
- 2pcs-set of terminal covers for both line and load terminals protection.

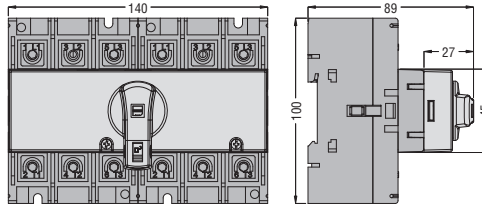
## Dimensions [mm]

### ASSEMBLED CHANGEOVER SWITCHES

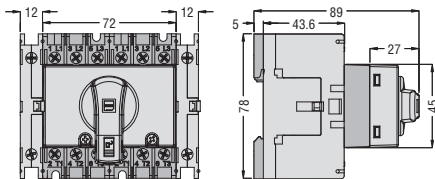
**GA025...063SAET6** with **GAX5000** mechanical interlock



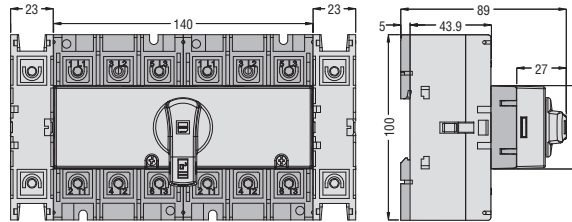
**GA080...160ET6** with **GAX5001** mechanical interlock



**GA025...063SAET8** with **GAX5000** mechanical interlock



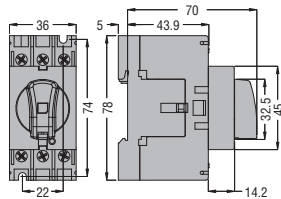
**GA080...160ET8** with **GAX5001** mechanical interlock



### SWITCH DISCONNECTORS

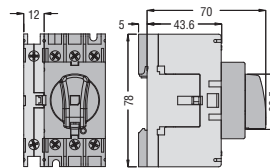
Direct operating version

**GA025A... - GA040A... - GA063SA...**



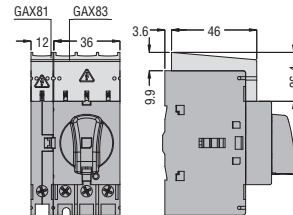
Fourth pole

**GAX42040A - GAX42063SA**



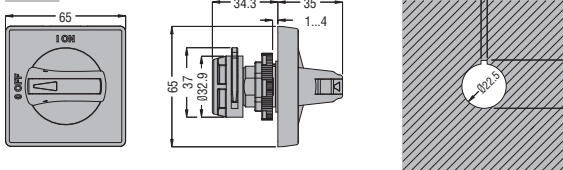
Terminal covers

**GAX81 - GAX83**



Handle

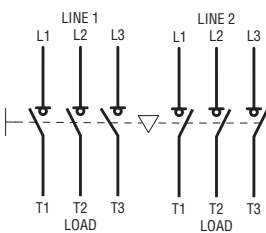
**GAX63**



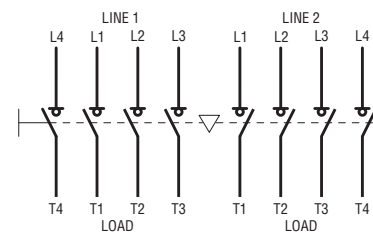
## Wiring diagrams

### ASSEMBLED CHANGEOVER SWITCHES

Three-pole **GA...ET6**

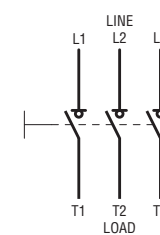


Four-pole **GA...ET8**



### SWITCH DISCONNECTORS

Three-pole disconnectors  
**GA025A...GA063A...**



Fourth pole  
**GAX42...**





ENERGY AND AUTOMATION

[www.LovatoElectric.com](http://www.LovatoElectric.com)

# ■ ASSEMBLED CHANGEOVER SWITCHES AND COMPLETE SWITCH DISCONNECTORS

## LOVATO ELECTRIC S.P. A.

via Don E. Mazza, 12  
24020 Gorle (Bergamo), ITALY

tel +39 035 4282111  
[info@LovatoElectric.com](mailto:info@LovatoElectric.com)



Follow us

The products described in this publication are subject to be revised or improved at any moment. Catalogue descriptions and details, such as technical and operational data, drawings, diagrams and instructions, etc., do not have any contractual value. In addition, products should be installed and used by qualified personnel and in compliance with the regulations in force for electrical systems in order to avoid damages and safety hazards.